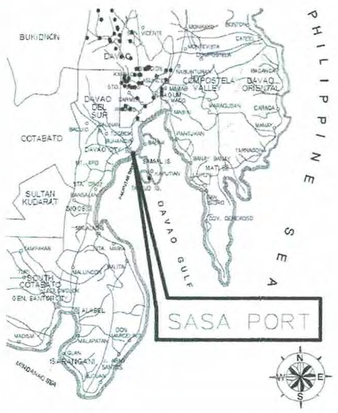


## A1.1 PORT LOCATION MAP

SCALE 1:NTS METERS

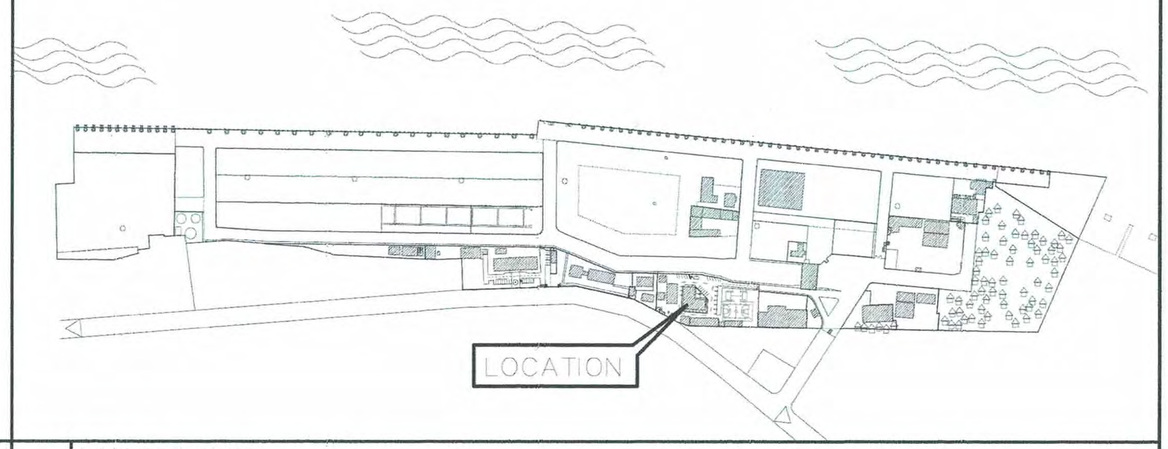


## A1.2 LOCATION PLAN

SCALE 1:NTS METERS

AT PSD STAFF AREA

AT PSDM ROOM



AT ADJACENT IT ROOM

| SHT. NO. | DESCRIPTION |
|---|---|
| A1 | PORT LOCATION MAP, LOCATION PLAN, SHEET CONTENTS, SECOND FLOOR KEY PLAN, PERSPECTIVES, |
| A2 | FLOOR PLAN , FLOOR TILES LAYOUT |
| A3 | REFLECTED CEILING PLAN, SECTION A – A, CORNICE DETAIL, BASEBOARD DETAIL |
| A4 | SECTION B – B, SECTION C – C, SECTION D – D, COVE LIGHT DETAIL |
| A5 | BLOW-UP PLAN (OFFICE CABINET), BLOW-UP PLAN (OFFICE CABINET), OFFICE CABINET SECTION A – A, OFFICE CABINET SECTION B – B |
| A6 | OFFICE CABINET SECTION C – C, OFFICE CABINET SECTION D – D, OFFICE CABINET SECTION E – E, OFFICE CABINET SECTION F – F |
| A7 | BLOW-UP PLAN (PSDM CABINET), BLOW-UP PLAN (PSDM CABINET) PSDM CABINET ELEVATION, PSDM CABINET SECTION |
| E1 | LIGHTING LAYOUT, POWER LAYOUT |

## A1.3 SHEET CONTENTS

SCALE 1:NTS METERS

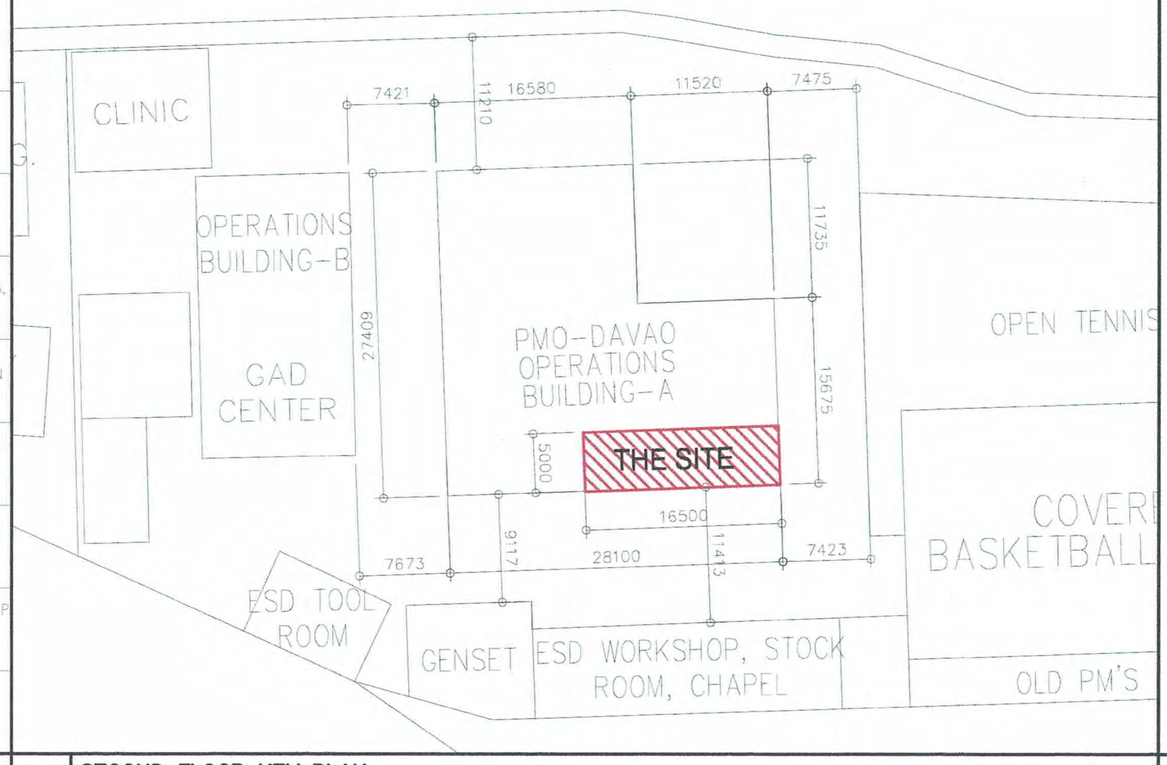


## A1.4 SECOND FLOOR KEY PLAN

SCALE 1:175 METERS

## A1.5 PERSPECTIVES

SCALE 1:NTS METERS

PHILIPPINE PORTS AUTHORITY
PMO DAVAO

| PREPARED BY: | CHECKED AND REVIEWED BY: | RECOMMENDING APPROVAL BY: | CONFORME BY: | APPROVED BY: |
|---|---|---|---|---|
| KENNETH JOHN B. REMOLADOR<br>ARCHITECT II | EDELPETER L. DE LA ROSA<br>SUPERVISING ENGINEER | LARA SIMONE L. ABA<br>ACTING ESD MANAGER | JUJI L. BELOY<br>PORT SERVICES DIVISION MANAGER | ANALEE G. AGUILA<br>PORT MANAGER |

OWNER: ANALEE G. AGUILA, PORT MANAGER

SHEET CONTENTS: PORT LOCATION MAP, LOCATION PLAN, SHEET CONTENTS, SECOND FLOOR KEY PLAN, PERSPECTIVES

PROJECT TITLE: MAINTENANCE OF PORT SERVICES DIVISION OFFICE AT 2ND FLOOR PORT OPERATIONS BUILDING – A, SASA PORT, DAVAO CITY

LOCATION: SASA PORT, KM. 10 PORT AREA, DAVAO CITY

| REVISIONS | |
|---|---|
| DATE | REMARKS |
| ADDENDUM | |
| NO. | – |
| PROJECT | – |
| DATE | – |
| DRAWN | – |

SHEET NO. A1 OF 08

CADD BY: KJR
DATE DRAWN: 1/15/26
DATE UPDATED: MM/DD/YY

DRAWING AND SPECIFICATION DULY SIGNED, STAMPED OR SEALED AS INSTRUMENTS OF SERVICES ARE THE PROPERTY OF THE ARCHITECT, WHETHER THE OBJECTS FOR WHICH THEY ARE MADE IS EXECUTED OR NOT. IT SHALL BE UNLAWFUL FOR ANY PERSON WITHOUT THE WRITTEN CONSENT OF THE ARCHITECT OF THE SAID DOCUMENTS TO DUPLICATE OR TO MAKE COPIES OF THE SAID DOCUMENTS FOR USE IN REPETITION OF AND FOR PROJECTS OR BUILDINGS WHETHER PARTLY OR WHOLELY EXECUTED. R.A.545 SECTION 25(4).

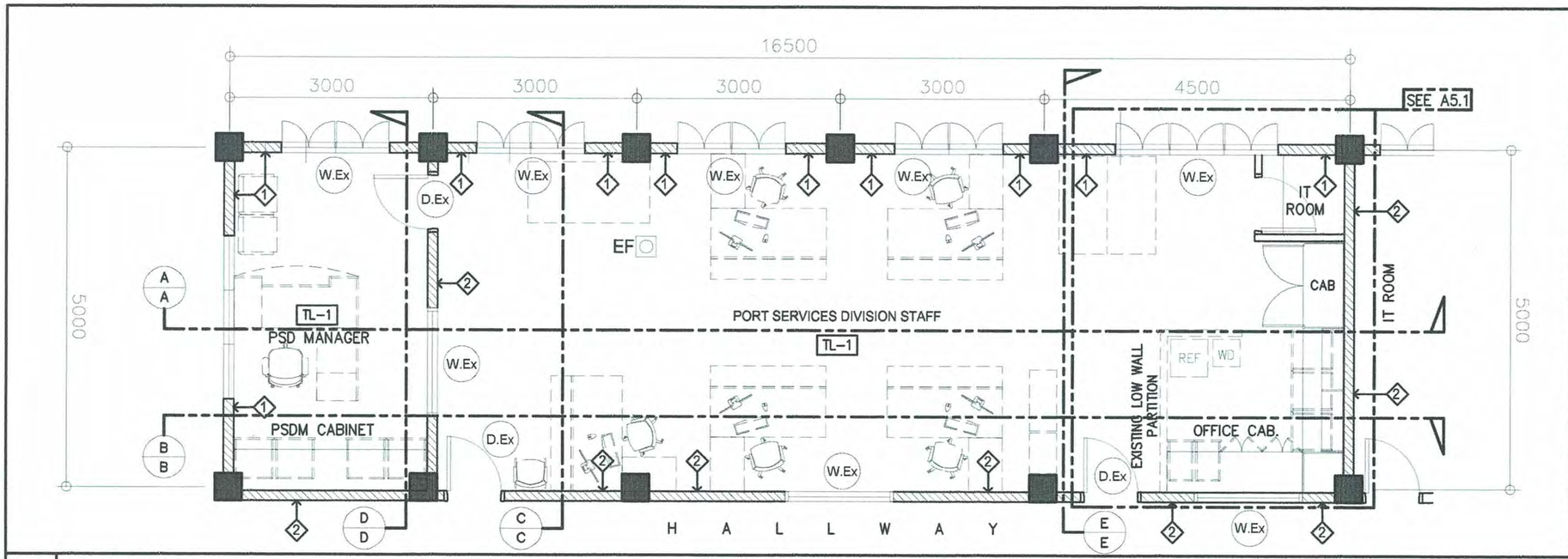


A1.2 **FLOOR PLAN**
SCALE 1: 75 METERS

## LEGEND:

| | |
|---|---|
| 1 | EXISTING CHB WALL (REPAINT) |
| 2 | REPLACE EXISTING DRYWALL WITH 6mm THK FIBER CEMENT DRYWALL ON 2"x4" METAL STUDS SPACED @ 600mm O.C.B.W (PT-1) |
| TL-1 | REPLACE EXISTING TILES WITH 600x600mm POLISHED PORCELAIN TILES |
| CL-1 | REPLACE EXISTING CEILING WITH 4.5mm THK FIBER CEMENT CEILING BOARD ON METAL FURRING FRAMING SP. @ 600mm O.C.B.W (PAINTED WHITE) |
| CL-2 | 0.25x2.95m PVC CEILING PANEL ON LIGHT METAL FRAMING W/ ANGLE BAR SUPPORT FOR LIGHT METAL FRAMING |
| PT-1 | WALLS (FIBER CEMENT BOARD AND CHB.) PAINT FINISH WITH (BSGV-135 OFF WHITE GRAY CAST, SERIES GV 1) |
| PT-2 | WOOD CORNICE/BASEBOARD PAINT FINISH WITH CHOCOLATE BROWN COLOR |
| D.Ex | EXISTING DOOR (REPAINT SAME COLOR OF DOOR FINISH AND JAMB) |
| W.Ex | EXISTING WINDOW (REPAINT SAME COLOR OF WINDOW JAMB & CASING) |
| EF | WALL MOUNTED EXHAUST FAN |
| | 24"x48"x3" LOUVER HOUSING WITH 2-T8 TUBE LIGHTS |
| | 6"ø PINLIGHT HOUSING WITH 9watts LED BULB |
| | LED T5 WARM WHITE (COVE LIGHT) |

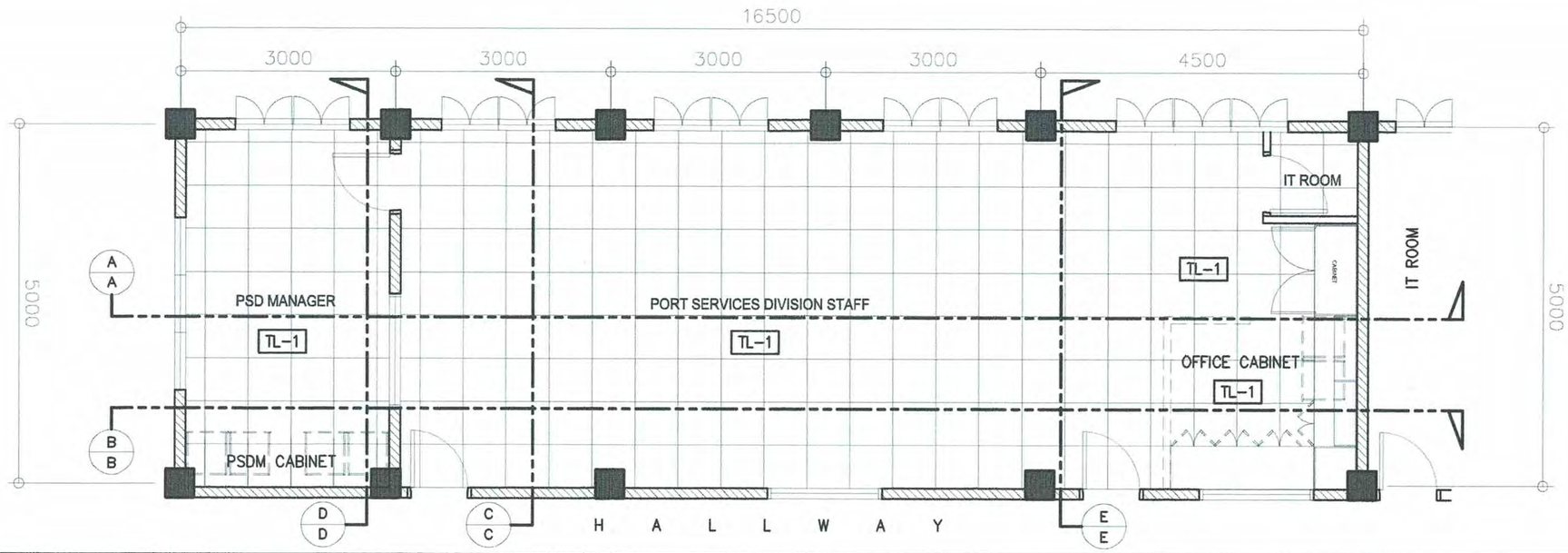


A2.2 **FLOOR TILES LAYOUT**
SCALE 1: 75 METERS

PHILIPPINE PORTS AUTHORITY PMO DAVAO

| PREPARED BY: | CHECKED AND REVIEWED BY: | RECOMMENDING APPROVAL BY: | CONFORME BY: | APPROVED BY: |
|---|---|---|---|---|
| KENNETH JOHN B. REMOLADOR<br>ARCHITECT II | EDELPETER L. DE LA ROSA<br>SUPERVISING ENGINEER | LARA SIMONE L. ABA<br>ACTING ESD MANAGER | JIJI L. BELOY<br>PORT SERVICES DIVISION MANAGER | ANALEE G. AGUILA<br>PORT MANAGER |

OWNER: ANALEE G. AGUILA, PORT MANAGER

SHEET CONTENTS: FLOOR PLAN , FLOOR TILES LAYOUT

PROJECT TITLE: MAINTENANCE OF PORT SERVICES DIVISION OFFICE AT 2ND FLOOR PORT OPERATIONS BUILDING – A, SASA PORT, DAVAO CITY

LOCATION: SASA PORT, KM. 10 PORT AREA, DAVAO CITY

| REVISIONS | |
|---|---|
| DATE | REMARKS |
| ADDENDUM | |
| NO. | – |
| PROJECT | – |
| DATE | – |
| DRAWN | – |

SHEET NO. A2 OF 08

CADD BY KJR
DATE DRAWN 1/22/26
DATE UPDATED MM/DD/YY

DRAWING AND SPECIFICATION DULY SIGNED, STAMPED OR SEALED AS INSTRUMENTS OF SERVICES ARE THE PROPERTY OF THE ARCHITECT, WHETHER THE OBJECTS FOR WHICH THEY ARE MADE IS EXECUTED OR NOT. IT SHALL BE UNLAWFUL FOR ANY PERSON WITHOUT THE WRITTEN CONSENT OF THE ARCHITECT OF THE SAID DOCUMENTS TO DUPLICATE OR TO MAKE COPIES OF THE SAID DOCUMENTS FOR USE IN REPETITION OF AND FOR PROJECTS OR BUILDINGS WHETHER PARTLY OR WHOLELY EXECUTED. R.A.545 SECTION 25(4).

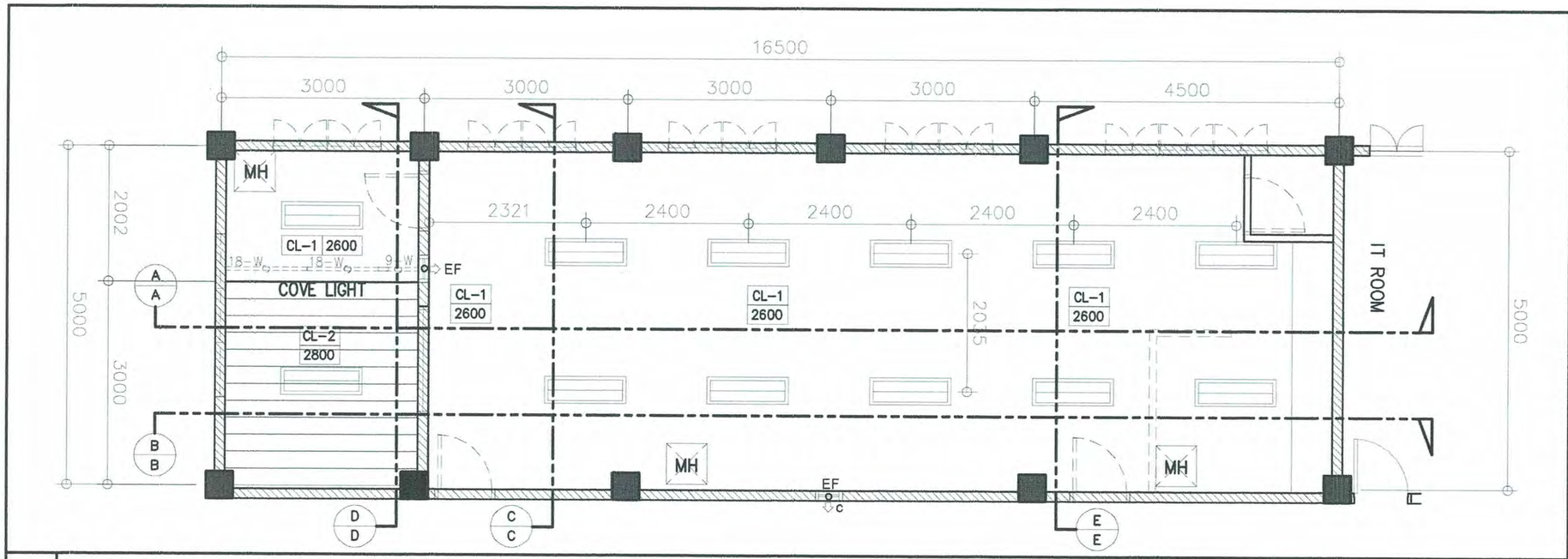


A3.1 REFLECTED CEILING PLAN
SCALE 1: 75 METERS

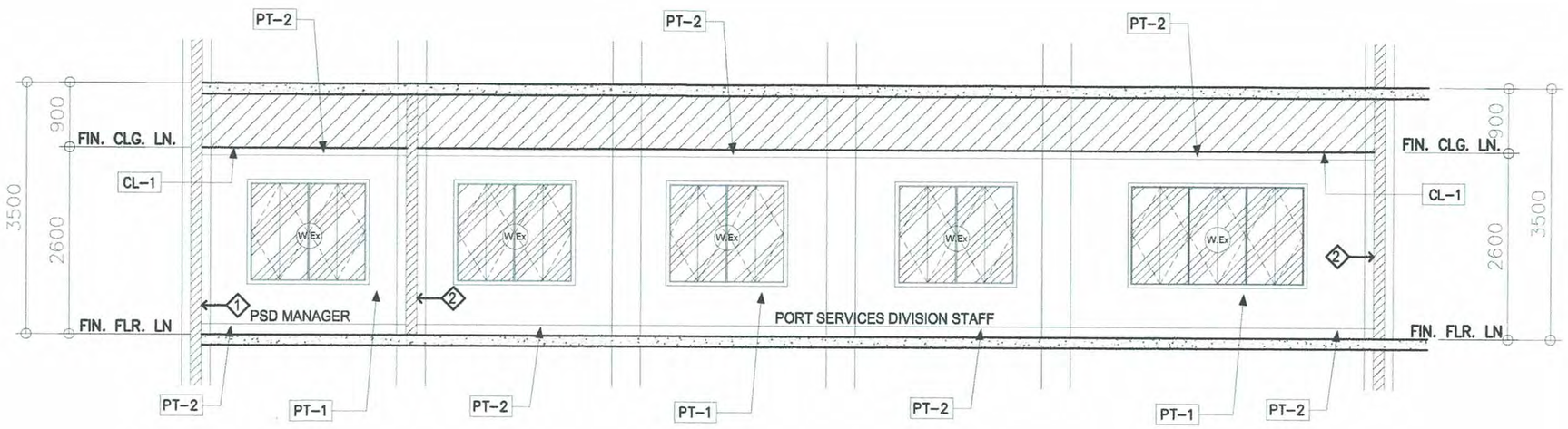


A3.2 SECTION A – A
SCALE 1: 75 METERS

## LEGEND:

| | |
|---|---|
| 1 | EXISTING CHB WALL (REPAINT) |
| 2 | REPLACE EXISTING DRYWALL WITH 6mm THK. FIBER CEMENT DRYWALL ON 2"x4" METAL STUDS SPACED @ 400mm O.C.B.W (PT-1) |
| TL-1 | REPLACE EXISTING TILES WITH 600x600mm POLISHED PORCELAIN TILES |
| CL-1 | REPLACE EXISTING CEILING WITH 3.5mm THK. FIBER CEMENT CEILING BOARD ON METAL FURRING FRAMING SP. @ 400mm O.C.B.W (PAINTED WHITE) |
| CL-2 | 0.25x2.95m PVC CEILING PANEL ON LIGHT METAL FRAMING W/ ANGLE BAR SUPPORT FOR LIGHT METAL FRAMING |
| PT-1 | WALLS (FIBER CEMENT BOARD AND CHB.) PAINT FINISH WITH (BSGV-135 OFF WHITE GRAY CAST, SERIES GV 1) |
| PT-2 | WOOD CORNICE/BASEBOARD PAINT FINISH WITH CHOCOLATE BROWN COLOR |
| D.Ex | EXISTING DOOR (REPAINT SAME COLOR OF DOOR FINISH AND JAMB) |
| W.Ex | EXISTING WINDOW (REPAINT SAME COLOR OF WINDOW JAMB & CASING) |
| EF | WALL MOUNTED EXHAUST FAN |
| | 24"x48"x3" LOUVER HOUSING WITH 2-T8 TUBE LIGHTS |
| | 6"ø PINLIGHT HOUSING WITH 9watts LED BULB |
| | LED T5 WARM WHITE (COVE LIGHT) |

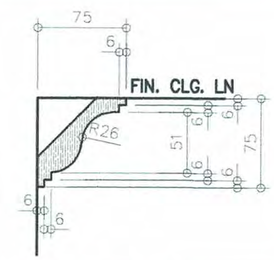


A3.3 CORNICE DETAIL
SCALE 1: 5 METERS

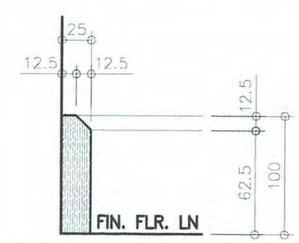


A3.4 BASEBOARD DETAIL
SCALE 1: 75 METERS

PHILIPPINE PORTS AUTHORITY
PMO DAVAO

| PREPARED BY: | CHECKED AND REVIEWED BY: | RECOMMENDING APPROVAL BY: | CONFORME BY: | APPROVED BY: |
|---|---|---|---|---|
| KENNETH JOHN B. REMOLADOR<br>ARCHITECT II | EDELPETER L. DE LA ROSA<br>SUPERVISING ENGINEER | LARA SIMONE L. ABA<br>ACTING ESD MANAGER | JIJI L. BELOY<br>PORT SERVICES DIVISION MANAGER | ANALEE G. AGUILA<br>PORT MANAGER |

OWNER: ANALEE G. AGUILA, PORT MANAGER

SHEET CONTENTS: REFLECTED CEILING PLAN, SECTION A – A

PROJECT TITLE: MAINTENANCE OF PORT SERVICES DIVISION OFFICE AT 2ND FLOOR PORT OPERATIONS BUILDING – A, SASA PORT, DAVAO CITY

LOCATION: SASA PORT, KM. 10 PORT AREA, DAVAO CITY

| REVISIONS | |
|---|---|
| DATE | REMARKS |
| ADDENDUM | |
| NO. | – |
| PROJECT | – |
| DATE | – |
| DRAWN | – |

SHEET NO. A3 OF 08

CADD BY KJR
DATE DRAWN 1/22/26
DATE UPDATED MM/DD/YY

DRAWING AND SPECIFICATION DULY SIGNED, STAMPED OR SEALED AS INSTRUMENTS OF SERVICES ARE THE PROPERTY OF THE ARCHITECT, WHETHER THE OBJECTS FOR WHICH THEY ARE MADE IS EXECUTED OR NOT. IT SHALL BE UNLAWFUL FOR ANY PERSON WITHOUT THE WRITTEN CONSENT OF THE ARCHITECT OF THE SAID DOCUMENTS TO DUPLICATE OR TO MAKE COPIES OF THE SAID DOCUMENTS FOR USE IN REPETITION OF AND FOR PROJECTS OR BUILDINGS WHETHER PARTLY OR WHOLELY EXECUTED. R.A.545 SECTION 25(4).

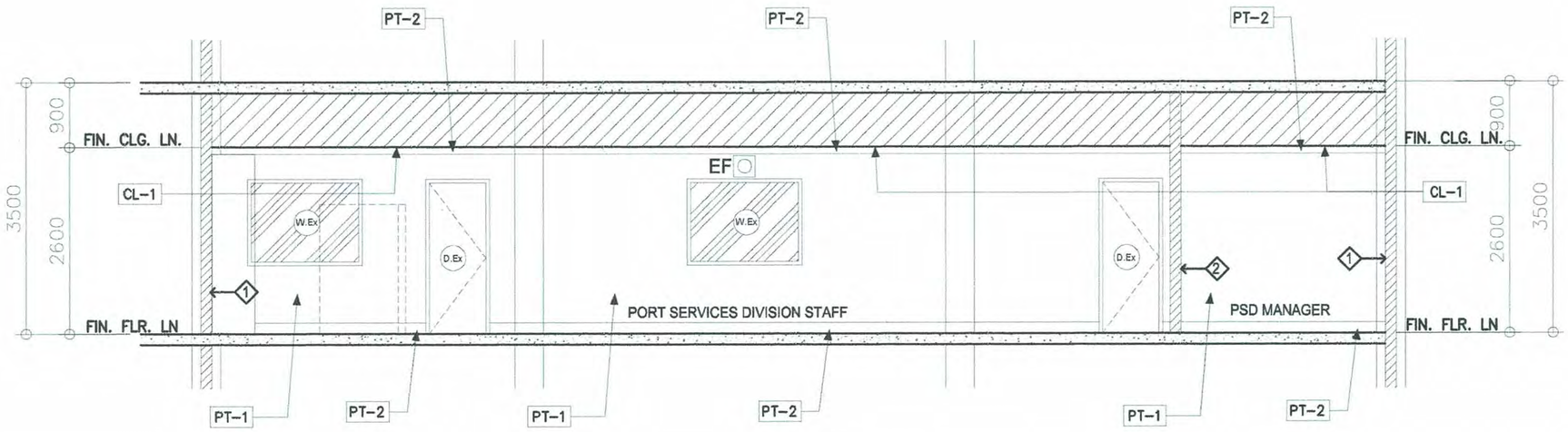


NOTE: RESTORE ALL WOODEN BASEBOARD AT WALLS ALONG THE HALLWAY

A4.1 **SECTION B – B**
SCALE 1: 75 METERS

## LEGEND:

| | |
|---|---|
| 1 | EXISTING CHB WALL (REPAINT) |
| 2 | REPLACE EXISTING DRYWALL WITH 6mm THK. FIBER CEMENT DRYWALL ON 2"x4" METAL STUDS SPACED @ 400mm O.C.B.W (PT-1) |
| TL-1 | REPLACE EXISTING TILES WITH 600x600mm POLISHED PORCELAIN TILES |
| CL-1 | REPLACE EXISTING CEILING WITH 3.5mm THK. FIBER CEMENT CEILING BOARD ON METAL FURRING FRAMING SP. @ 400mm O.C.B.W (PAINTED WHITE) |
| CL-2 | 0.25x2.95m PVC CEILING PANEL ON LIGHT METAL FRAMING W/ ANGLE BAR SUPPORT FOR LIGHT METAL FRAMING |
| PT-1 | WALLS (FIBER CEMENT BOARD AND CHB.) PAINT FINISH WITH (BSGV-135 OFF WHITE GRAY CAST, SERIES GV 1) |
| PT-2 | WOOD CORNICE/BASEBOARD PAINT FINISH WITH CHOCOLATE BROWN COLOR |
| D.Ex | EXISTING DOOR (REPAINT SAME COLOR OF DOOR FINISH AND JAMB) |
| W.Ex | EXISTING WINDOW (REPAINT SAME COLOR OF WINDOW JAMB & CASING) |
| EF | WALL MOUNTED EXHAUST FAN |
| | 24"x48"x3" LOUVER HOUSING WITH 2-T8 TUBE LIGHTS |
| | 6"ø PINLIGHT HOUSING WITH 9watts LED BULB |
| | LED T5 WARM WHITE (COVE LIGTH) |

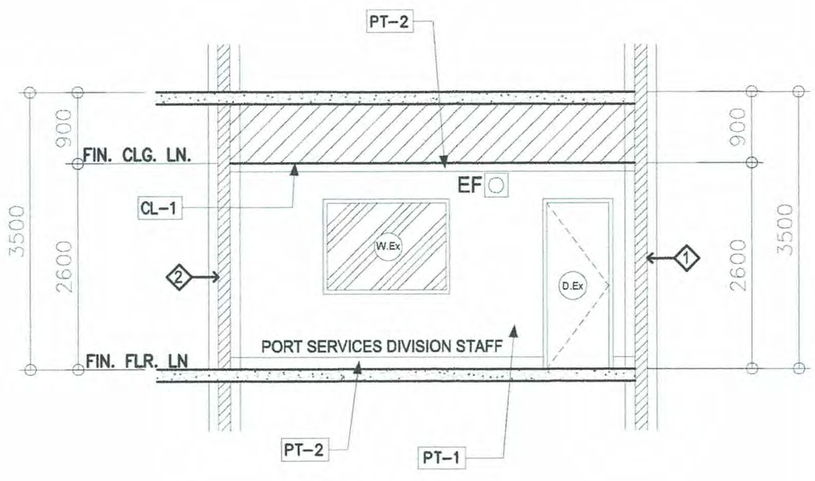


A4.2 **SECTION C – C**
SCALE 1: 75 METERS

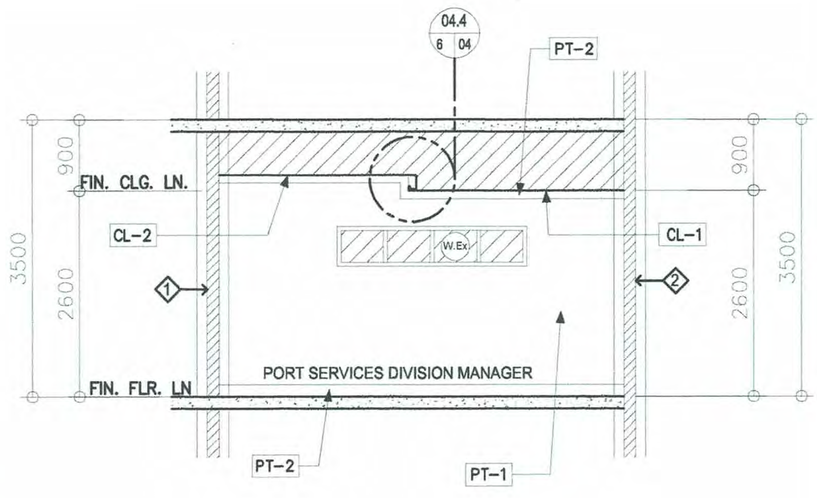


A4.3 **SECTION D – D**
SCALE 1: 75 METERS

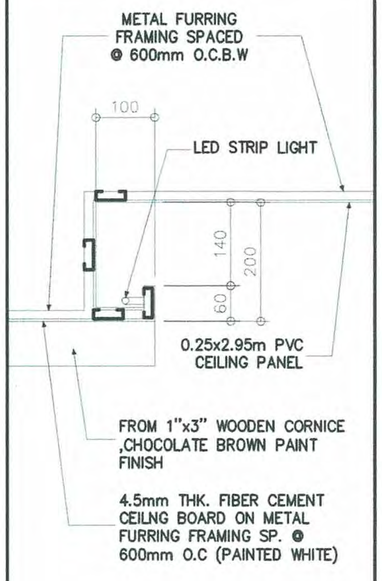


A4.4 **COVE LIGHT DETAIL**
SCALE 1: 10 METERS

PHILIPPINE PORTS AUTHORITY PMO DAVAO

| PREPARED BY: | CHECKED AND REVIEWED BY: | RECOMMENDING APPROVAL BY: | CONFORME BY: | APPROVED BY: |
|---|---|---|---|---|
| KENNETH JOHN B. REMOLADOR, ARCHITECT II | EDELPETER L. DE LA ROSA, SUPERVISING ENGINEER | LARA SIMONE L. ABA, ACTING ESD MANAGER | JULL BELOY, PORT SERVICES DIVISION MANAGER | ANALEE G. AGUILA, PORT MANAGER |

OWNER: ANALEE G. AGUILA, PORT MANAGER

SHEET CONTENTS: SECTION B – B, SECTION C – C, SECTION D – D, COVE LIGHT DETAIL

PROJECT TITLE: MAINTENANCE OF PORT SERVICES DIVISION OFFICE AT 2ND FLOOR PORT OPERATIONS BUILDING – A, SASA PORT, DAVAO CITY

LOCATION: SASA PORT, KM. 10 PORT AREA, DAVAO CITY

| REVISIONS | |
|---|---|
| DATE | REMARKS |
| ADDENDUM | |
| NO. | – |
| PROJECT | – |
| DATE | – |
| DRAWN | – |

SHEET NO. A4 OF 08

CADD BY KJR
DATE DRAWN 1/22/26
DATE UPDATED MM/DD/YY

DRAWING AND SPECIFICATION DULY SIGNED, STAMPED OR SEALED AS INSTRUMENTS OF SERVICES ARE THE PROPERTY OF THE ARCHITECT, WHETHER THE OBJECTS FOR WHICH THEY ARE MADE IS EXECUTED OR NOT. IT SHALL BE UNLAWFUL FOR ANY PERSON WITHOUT THE WRITTEN CONSENT OF THE ARCHITECT OF THE SAID DOCUMENTS TO DUPLICATE OR TO MAKE COPIES OF THE SAID DOCUMENTS FOR USE IN REPETITION OF AND FOR PROJECTS OR BUILDINGS WHETHER PARTLY OR WHOLELY EXECUTED. R.A.545 SECTION 25(4).

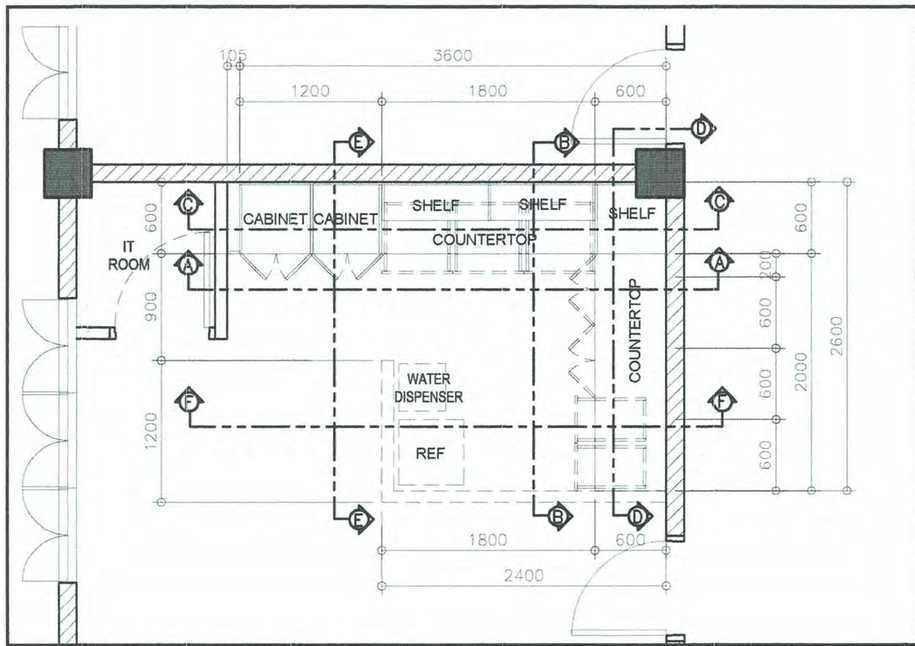


A5.1 **BLOW-UP PLAN (OFFICE CABINET)**
SCALE 1: 50 METERS

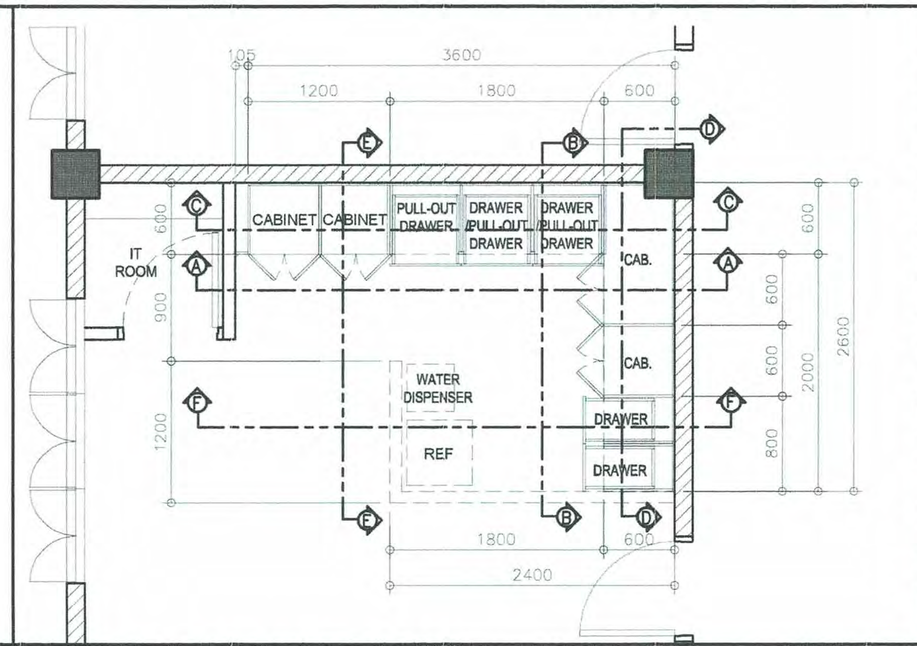


A5.2 **BLOW-UP PLAN (OFFICE CABINET)**
SCALE 1: 50 METERS

## LEGEND:

- 1 — EXISTING CHB WALL (REPAINT)
- 2 — REPLACE EXISTING DRYWALL WITH 6mm THK. FIBER CEMENT DRYWALL ON 2"x4" METAL STUDS SPACED @ 400mm O.C.B.W (PT-1)
- TL-1 — REPLACE EXISTING TILES WITH 600x600mm POLISHED PORCELAIN TILES
- CL-1 — REPLACE EXISTING CEILING WITH 3.5mm THK. FIBER CEMENT CEILING BOARD ON METAL FURRING FRAMING SP. @ 400mm O.C.B.W (PAINTED WHITE)
- CL-2 — 0.25x2.95m PVC CEILING PANEL ON LIGHT METAL FRAMING W/ ANGLE BAR SUPPORT FOR LIGHT METAL FRAMING
- PT-1 — WALLS (FIBER CEMENT BOARD AND CHB.) PAINT FINISH WITH (BSGV-135 OFF WHITE GRAY CAST, SERIES GV 1)
- PT-2 — WOOD CORNICE/BASEBOARD PAINT FINISH WITH CHOCOLATE BROWN COLOR
- D.Ex — EXISTING DOOR (REPAINT SAME COLOR OF DOOR FINISH AND JAMB)
- W.Ex — EXISTING WINDOW (REPAINT SAME COLOR OF WINDOW JAMB & CASING)
- EF — WALL MOUNTED EXHAUST FAN
- 24"x48"x3" LOUVER HOUSING WITH 2-T8 TUBE LIGHTS
- 6"ø PINLIGHT HOUSING WITH 9watts LED BULB
- LED T5 WARM WHITE (COVE LIGHT)

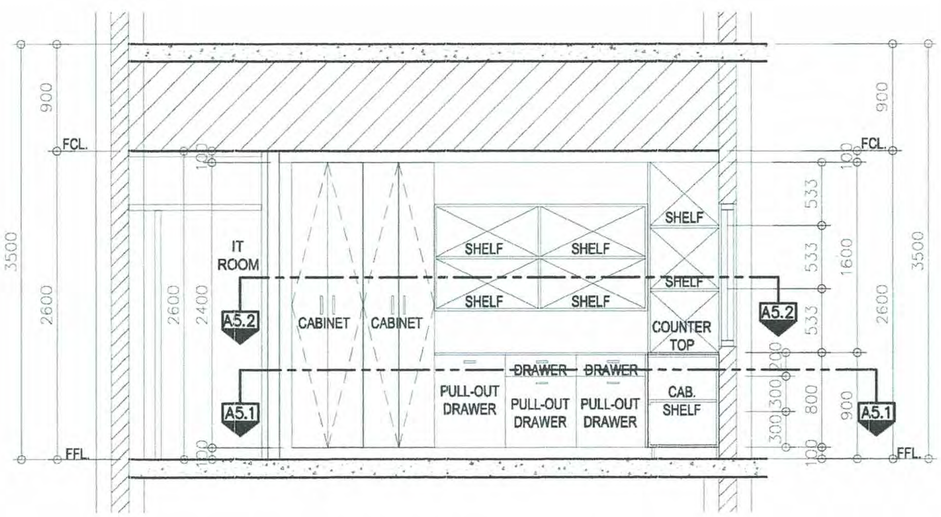


A5.3 **OFFICE CABINET SECTION A – A**
SCALE 1: 50 METERS

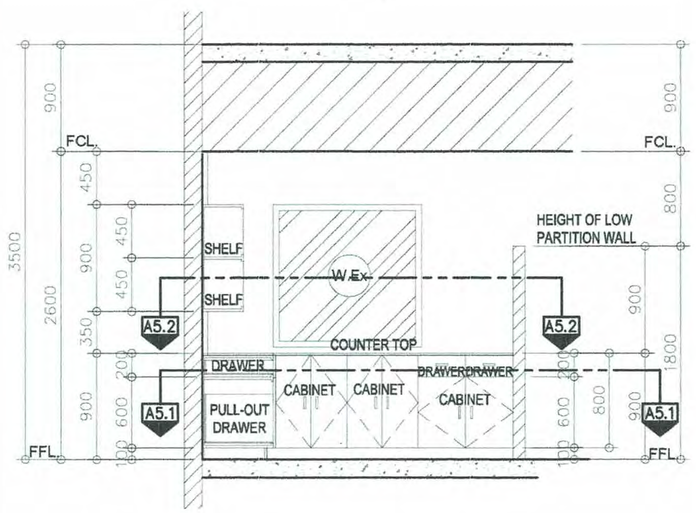


A5.4 **OFFICE CABINET SECTION B – B**
SCALE 1: 50 METERS

NOTE:

- CABINETS: ¾" THK. LAMINATED COLORED MARINE PLYWOOD W/ HEAVY DUTY CONCEALED HINGES, 4" ALUMINUM HANDLE, VERIFY DESIGN AND COLOR
- DRAWERS: ¾" THK. LAMINATED COLORED MARINE PLYWOOD W/ HEAVY DUTY CONCEALED ROLLERS, 4" ALUMINUM HANDLE, VERIFY DESIGN AND COLOR
- SHELVES: ¾" THK. LAMINATED COLORED MARINE PLYWOOD W/ PVC EDGING
- SEE PERSPECTIVE FOR COLOR OF CABINETS, SHELVES, AND DRAWERS

PHILIPPINE PORTS AUTHORITY PMO DAVAO

| PREPARED BY: | CHECKED AND REVIEWED BY: | RECOMMENDING APPROVAL BY: | CONFORME BY: | APPROVED BY: |
|---|---|---|---|---|
| KENNETH JOHN B. REMOLADOR<br>ARCHITECT II | EDELPETER L. DE LA ROSA<br>SUPERVISING ENGINEER | LARA SIMONE L. ABA<br>ACTING ESD MANAGER | JIJI L. BELOY<br>PORT SERVICES DIVISION MANAGER | ANALEE G. AGUILA<br>PORT MANAGER |

OWNER: ANALEE G. AGUILA, PORT MANAGER

SHEET CONTENTS: BLOW-UP PLAN (OFFICE CABINET), BLOW-UP PLAN (OFFICE CABINET), OFFICE CABINET ELEVATION A – A, OFFICE CABINET ELEVATION B – B

PROJECT TITLE: MAINTENANCE OF PORT SERVICES DIVISION OFFICE AT 2ND FLOOR PORT OPERATIONS BUILDING – A, SASA PORT, DAVAO CITY

LOCATION: SASA PORT, KM. 10 PORT AREA, DAVAO CITY

| REVISIONS | | |
|---|---|---|
| DATE | REMARKS | |
| ADDENDUM | | |
| NO. | – | |
| PROJECT | – | |
| DATE | – | |
| DRAWN | – | |

SHEET NO. A5 OF 08

CADD BY K.JR
DATE DRAWN 1/22/26
DATE UPDATED MM/DD/YY

DRAWING AND SPECIFICATION DULY SIGNED, STAMPED OR SEALED AS INSTRUMENTS OF SERVICES ARE THE PROPERTY OF THE ARCHITECT, WHETHER THE OBJECTS FOR WHICH THEY ARE MADE IS EXECUTED OR NOT. IT SHALL BE UNLAWFUL FOR ANY PERSON WITHOUT THE WRITTEN CONSENT OF THE ARCHITECT OF THE SAID DOCUMENTS TO DUPLICATE OR TO MAKE COPIES OF THE SAID DOCUMENTS FOR USE IN REPETITION OF AND FOR PROJECTS OR BUILDINGS WHETHER PARTLY OR WHOLELY EXECUTED. R.A.545 SECTION 25(4)

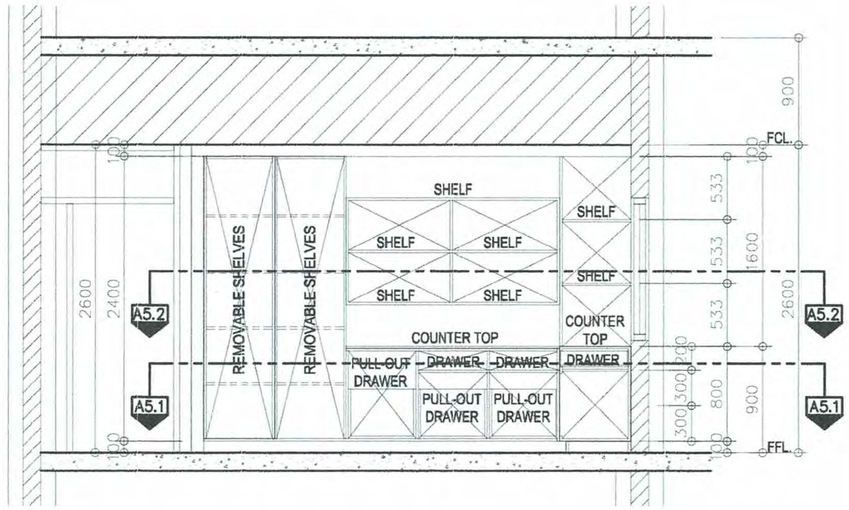


A6.1 **OFFICE CABINET SECTION C – C**
SCALE 1: 50 METERS

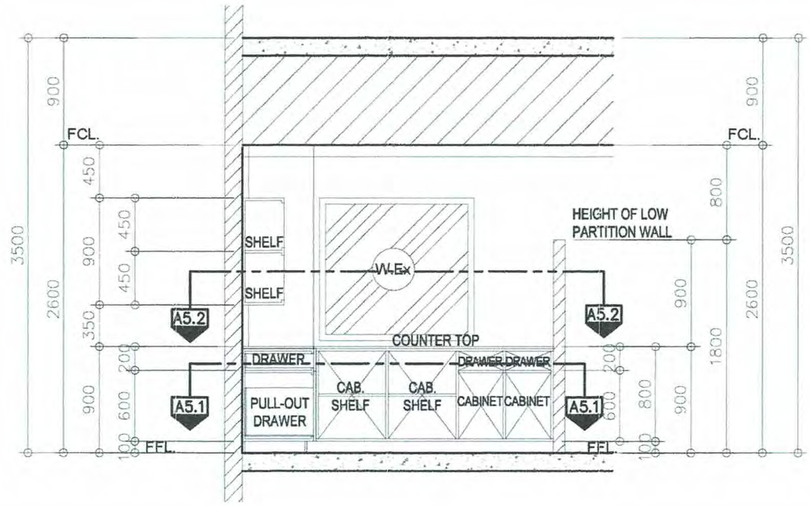


A6.2 **OFFICE CABINET SECTION D – D**
SCALE 1: 50 METERS

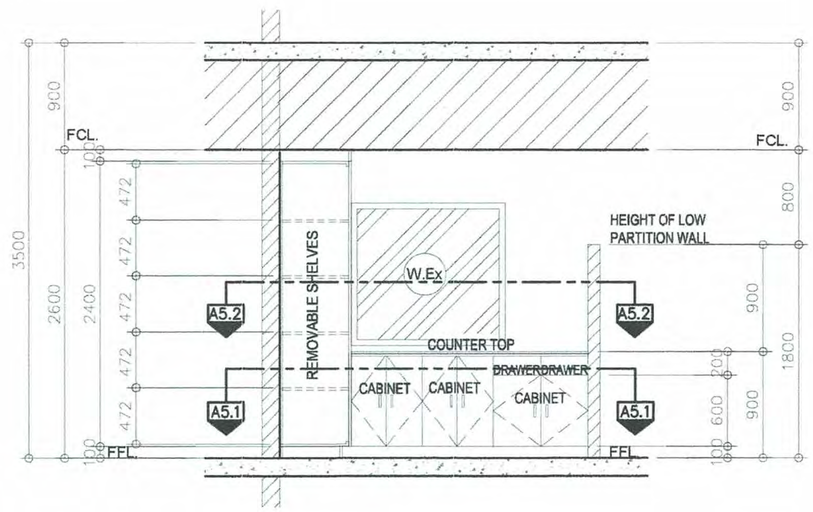


A6.3 **OFFICE CABINET SECTION E – E**
SCALE 1: 50 METERS

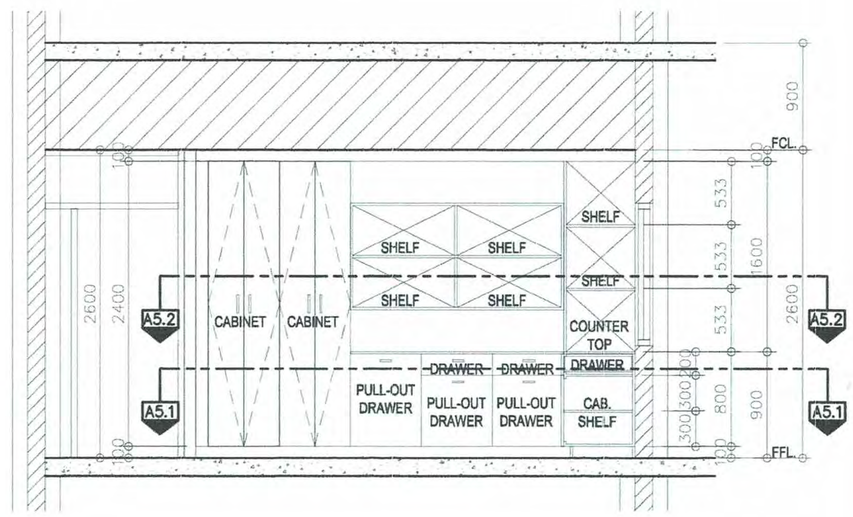


A6.4 **OFFICE CABINET SECTION F – F**
SCALE 1: 50 METERS

## LEGEND:

| | |
|---|---|
| 1 | EXISTING CHB WALL (REPAINT) |
| 2 | REPLACE EXISTING DRYWALL WITH 6mm THK. FIBER CEMENT DRYWALL ON 2"x4" METAL STUDS SPACED @ 400mm O.C.B.W (PT-1) |
| TL-1 | REPLACE EXISTING TILES WITH 600x600mm POLISHED PORCELAIN TILES |
| CL-1 | REPLACE EXISTING CEILING WITH 3.5mm THK. FIBER CEMENT CEILING BOARD ON METAL FURRING FRAMING SP. @ 400mm O.C.B.W (PAINTED WHITE) |
| CL-2 | 0.25x2.95m PVC CEILING PANEL ON LIGHT METAL FRAMING W/ ANGLE BAR SUPPORT FOR LIGHT METAL FRAMING |
| PT-1 | WALLS (FIBER CEMENT BOARD AND CHB.) PAINT FINISH WITH (BSGV-135 OFF WHITE GRAY CAST, SERIES GV 1) |
| PT-2 | WOOD CORNICE/BASEBOARD PAINT FINISH WITH CHOCOLATE BROWN COLOR |
| D.Ex | EXISTING DOOR (REPAINT SAME COLOR OF DOOR FINISH AND JAMB) |
| W.Ex | EXISTING WINDOW (REPAINT SAME COLOR OF WINDOW JAMB & CASING) |
| EF | WALL MOUNTED EXHAUST FAN |
| | 24"x48"x3" LOUVER HOUSING WITH 2-T8 TUBE LIGHTS |
| | 6"ø PINLIGHT HOUSING WITH 9watts LED BULB |
| | LED T5 WARM WHITE (COVE LIGHT) |

NOTE:

- CABINETS: ¾" THK. LAMINATED COLORED MARINE PLYWOOD W/ HEAVY DUTY CONCEALED HINGES, 4" ALUMINUM HANDLE, VERIFY DESIGN AND COLOR
- DRAWERS: ¾" THK. LAMINATED COLORED MARINE PLYWOOD W/ HEAVY DUTY CONCEALED ROLLERS, 4" ALUMINUM HANDLE, VERIFY DESIGN AND COLOR
- SHELVES: ¾" THK. LAMINATED COLORED MARINE PLYWOOD W/ PVC EDGING
- SEE PERSPECTIVE FOR COLOR OF CABINETS, SHELVES, AND DRAWERS

PHILIPPINE PORTS AUTHORITY
PMO DAVAO

| PREPARED BY: | CHECKED AND REVIEWED BY: | RECOMMENDING APPROVAL BY: | CONFORME BY: | APPROVED BY: |
|---|---|---|---|---|
| KENNETH JOHN B. REMOLADOR<br>ARCHITECT II | EDELPETER L. DE LA ROSA<br>SUPERVISING ENGINEER | LARA SIMONE L. ABA<br>ACTING ESD MANAGER | JIJI L. BELOY<br>PORT SERVICES DIVISION MANAGER | ANALEE G. AGUILA<br>PORT MANAGER |

OWNER: ANALEE G. AGUILA, PORT MANAGER

SHEET CONTENTS: OFFICE CABINET SECTION C – C, OFFICE CABINET SECTION D – D, OFFICE CABINET SECTION E – E, OFFICE CABINET SECTION F – F

PROJECT TITLE: MAINTENANCE OF PORT SERVICES DIVISION OFFICE AT 2ND FLOOR PORT OPERATIONS BUILDING – A, SASA PORT, DAVAO CITY

LOCATION: SASA PORT, KM. 10 PORT AREA, DAVAO CITY

| REVISIONS | |
|---|---|
| DATE | REMARKS |
| ADDENDUM | |
| NO. | - |
| PROJECT | - |
| DATE | - |
| DRAWN | - |

SHEET NO. A6 OF 08

CADD BY KJR
DATE DRAWN 1/22/26
DATE UPDATED MM/DD/YY

DRAWING AND SPECIFICATION DULY SIGNED, STAMPED OR SEALED AS INSTRUMENTS OF SERVICES ARE THE PROPERTY OF THE ARCHITECT, WHETHER THE OBJECTS FOR WHICH THEY ARE MADE IS EXECUTED OR NOT. IT SHALL BE UNLAWFUL FOR ANY PERSON WITHOUT THE WRITTEN CONSENT OF THE ARCHITECT OF THE SAID DOCUMENTS TO DUPLICATE OR TO MAKE COPIES OF THE SAID DOCUMENTS FOR USE IN REPETITION OF AND FOR PROJECTS OR BUILDINGS WHETHER PARTLY OR WHOLELY EXECUTED. R.A.545 SECTION 25(4).

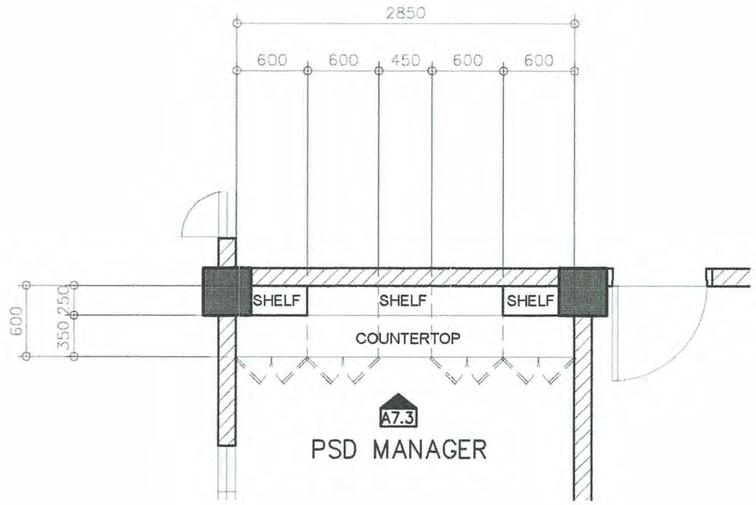


A7.1 **BLOW-UP PLAN (PSDM CABINET)**
SCALE 1: 50 METERS

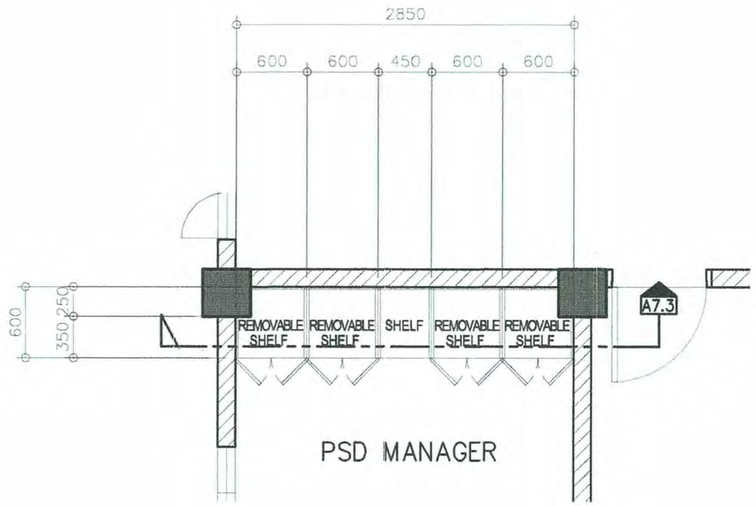


A7.2 **BLOW-UP PLAN (PSDM CABINET)**
SCALE 1: 50 METERS

## LEGEND:

| | |
|---|---|
| 1 | EXISTING CHB WALL (REPAINT) |
| 2 | REPLACE EXISTING DRYWALL WITH 6mm THK. FIBER CEMENT DRYWALL ON 2"x4" METAL STUDS SPACED @ 400mm O.C.B.W (PT-1) |
| TL-1 | REPLACE EXISTING TILES WITH 600x600mm POLISHED PORCELAIN TILES |
| CL-1 | REPLACE EXISTING CEILING WITH 3.5mm THK. FIBER CEMENT CEILING BOARD ON METAL FURRING FRAMING SP. @ 400mm O.C.B.W (PAINTED WHITE) |
| CL-2 | 0.25x2.95m PVC CEILING PANEL ON LIGHT METAL FRAMING W/ ANGLE BAR SUPPORT FOR LIGHT METAL FRAMING |
| PT-1 | WALLS (FIBER CEMENT BOARD AND CHB.) PAINT FINISH WITH (BSGV-135 OFF WHITE GRAY CAST, SERIES GV 1) |
| PT-2 | WOOD CORNICE/BASEBOARD PAINT FINISH WITH CHOCOLATE BROWN COLOR |
| D.Ex | EXISTING DOOR (REPAINT SAME COLOR OF DOOR FINISH AND JAMB) |
| W.Ex | EXISTING WINDOW (REPAINT SAME COLOR OF WINDOW JAMB & CASING) |
| EF | WALL MOUNTED EXHAUST FAN |
| | 24"x48"x3" LOUVER HOUSING WITH 2-T8 TUBE LIGHTS |
| | 6"ø PINLIGHT HOUSING WITH 9watts LED BULB |
| | LED T5 WARM WHITE (COVE LIGHT) |

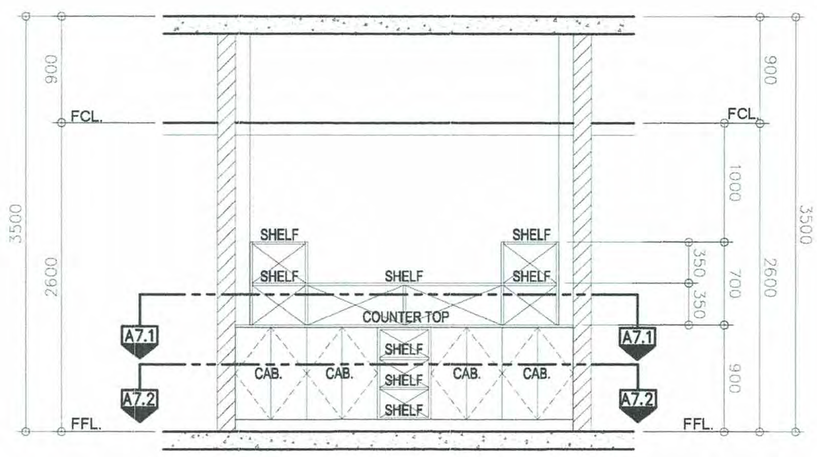


A7.3 **PSDM CABINET ELEVATION**
SCALE 1: 50 METERS

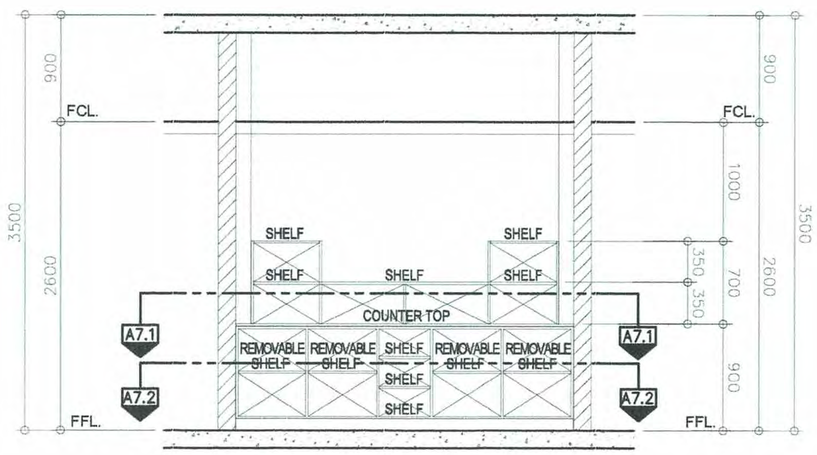


A7.4 **PSDM CABINET SECTION**
SCALE 1: 50 METERS

NOTE:

- CABINETS: ¾" THK. LAMINATED COLORED MARINE PLYWOOD W/ HEAVY DUTY CONCEALED HINGES, 4" ALUMINUM HANDLE, VERIFY DESIGN AND COLOR
- DRAWERS: ¾" THK. LAMINATED COLORED MARINE PLYWOOD W/ HEAVY DUTY CONCEALED ROLLERS, 4" ALUMINUM HANDLE, VERIFY DESIGN AND COLOR
- SHELVES: ¾" THK. LAMINATED COLORED MARINE PLYWOOD W/ PVC EDGING
- SEE PERSPECTIVE FOR COLOR OF CABINETS, SHELVES, AND DRAWERS

PHILIPPINE PORTS AUTHORITY
PMO DAVAO

| PREPARED BY: | CHECKED AND REVIEWED BY: | RECOMMENDING APPROVAL BY: | CONFORME BY: | APPROVED BY: |
|---|---|---|---|---|
| KENNETH JOHN B. REMOLADOR<br>ARCHITECT II | EDELPETER L. DE LA ROSA<br>SUPERVISING ENGINEER | LARA SIMONE L. ABA<br>ACTING ESD MANAGER | JIJI L. BELOY<br>PORT SERVICES DIVISION MANAGER | ANALEE G. AGUILA<br>PORT MANAGER |

OWNER: ANALEE G. AGUILA, PORT MANAGER

SHEET CONTENTS: BLOW-UP PLAN (PSDM CABINET), BLOW-UP PLAN (PSDM CABINET), PSDM CABINET ELEVATION, PSDM CABINET SECTION

PROJECT TITLE: MAINTENANCE OF PORT SERVICES DIVISION OFFICE AT 2ND FLOOR PORT OPERATIONS BUILDING – A, SASA PORT, DAVAO CITY

LOCATION: SASA PORT, KM. 10 PORT AREA, DAVAO CITY

| REVISIONS | |
|---|---|
| DATE | REMARKS |
| ADDENDUM | |
| NO. | – |
| PROJECT | – |
| DATE | – |
| DRAWN | – |

SHEET NO. A7 OF 08

CADD BY KJR
DATE DRAWN 1/22/26
DATE UPDATED MM/DD/YY

DRAWING AND SPECIFICATION DULY SIGNED, STAMPED OR SEALED AS INSTRUMENTS OF SERVICES ARE THE PROPERTY OF THE ARCHITECT, WHETHER THE OBJECTS FOR WHICH THEY ARE MADE IS EXECUTED OR NOT. IT SHALL BE UNLAWFUL FOR ANY PERSON WITHOUT THE WRITTEN CONSENT OF THE ARCHITECT OF THE SAID DOCUMENTS TO DUPLICATE OR TO MAKE COPIES OF THE SAID DOCUMENTS FOR USE IN REPETITION OF AND FOR PROJECTS OR BUILDINGS WHETHER PARTLY OR WHOLELY EXECUTED. R.A.545 SECTION 25(4).

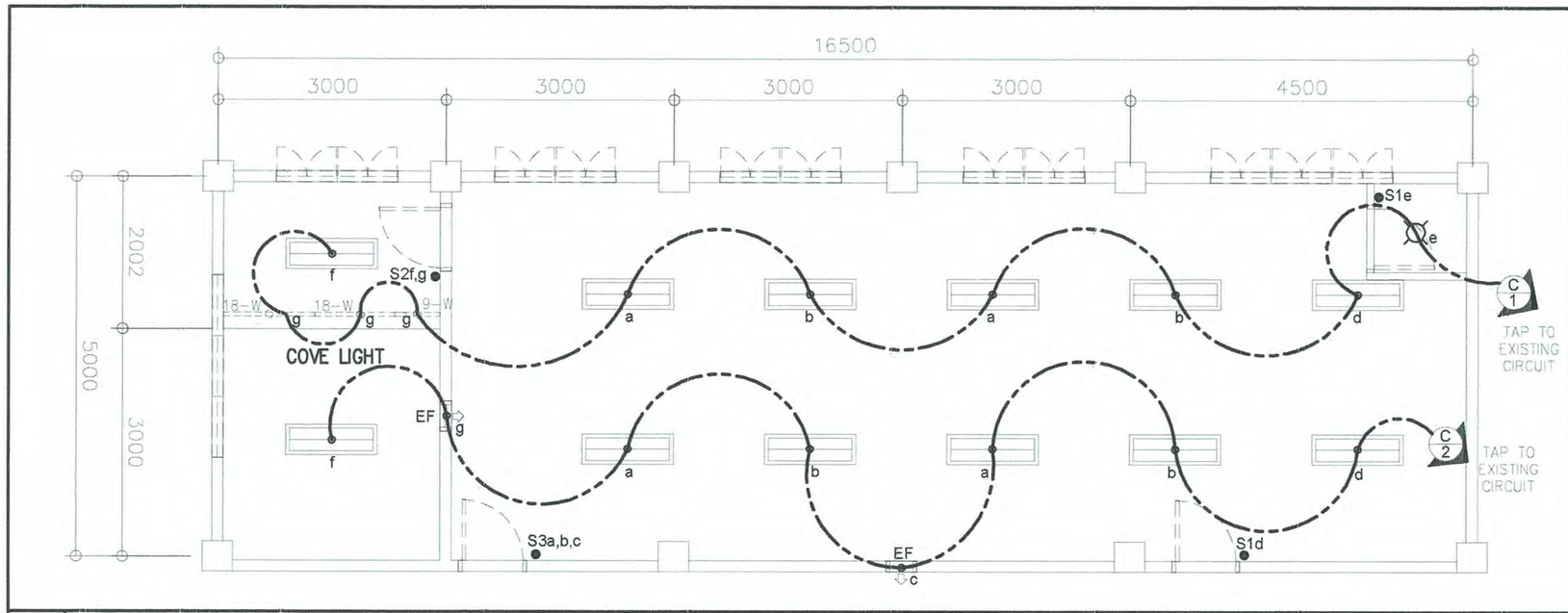


E1.8 **LIGHTING LAYOUT**
SCALE 1: 75 METERS

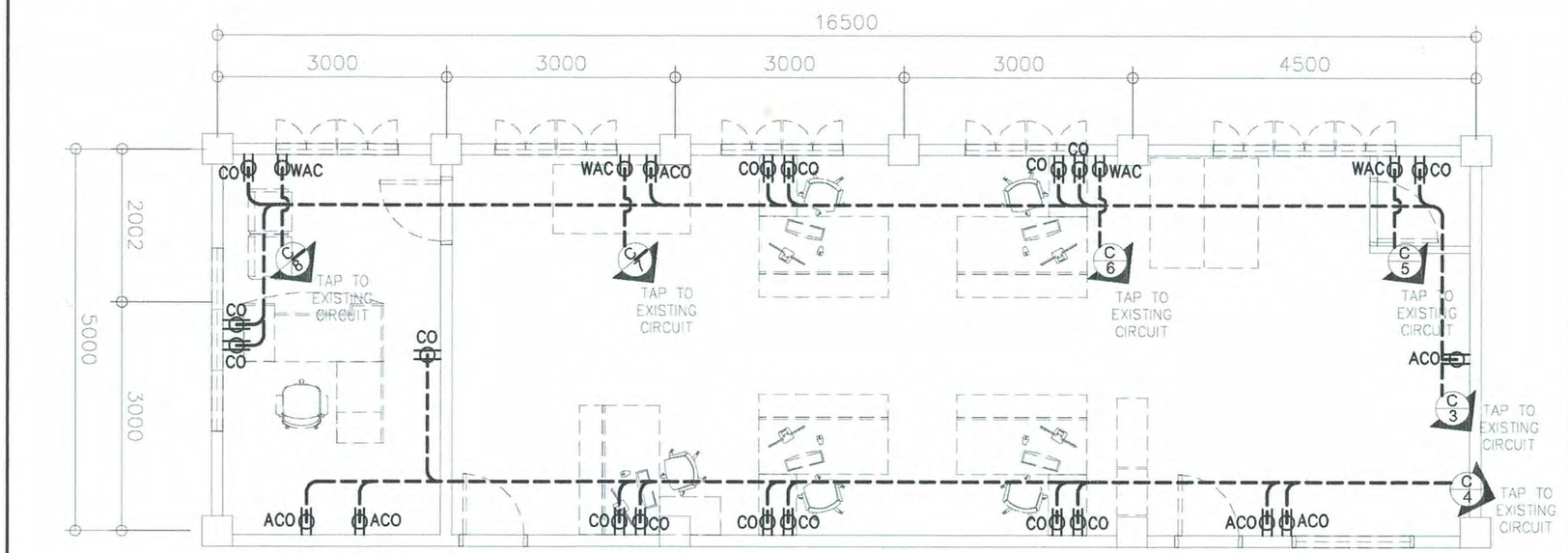


E2.8 **POWER LAYOUT**
SCALE 1: 75 METERS

## SYMBOLS:

- 24"x48"x3" LOUVER HOUSING WITH 2-T8 TUBE LIGHTS
- 6"dia. PINLIGHT HOUSING WITH 9watts LED BULB
- CO — CONVENIENCE OUTLET
- ACO — ABOVE COUNTER CONVENIENCE OUTLET
- WAC — OUTLET FOR ACU
- EF — WALL MOUNTED EXHAUST FAN
- CIRCUIT BRANCH
- CIRCUIT HOMERUN
- LIGHTING CIRCUIT LINE
- POWER CIRCUIT LINE
- Sa — ONE - GANG SWITCH
- S2ab — TWO - GANG SWITCH
- S3abc — THREE - GANG SWITCH
- 18-W — 18 WATTS LED T5 WARM WHITE
- 9-W — 9 WATTS LED T5 WARM WHITE

## SCOPE:

1. REPLACE ALL EXISTING SWITCHES/LIGHTING FIXTURES AND WIRINGS (3.5 SQ. THHN/THWN WIRE)
2. REPLACE ALL EXISTING OUTLET, SWITCHES AND WIRINGS (3.5 SQ. THHN/THWN WIRE)
3. REPLACE ALL EXISTING ACU OUTLET AND WIRINGS (5.5 SQ. THHN/THWN WIRE)

## ELECTRICAL GENERAL NOTES:

1. ALL ELECTRICAL INSTALLATIONS HEREIN AND OTHER RELATED WORKS TO BE DONE IN THIS BUILDING SHALL BE IN ACCORDANCE WITH THE PROVISIONS AND STANDARDS OF THE FOLLOWING:
   - 1.1 THE LATEST EDITION OF THE PHILIPPINE ELECTRICAL CODE.
   - 1.2 REPUBLIC ACT 7926 OTHERWISE KNOWN AS THE NEW ELECTRICAL ENGINEERING LAW
   - 1.3 THE NATIONAL BUILDING CODE OF THE PHILIPPINES.
   - 1.4 FIRE CODE OF THE PHILIPPINES.
   - 1.5 EXISTING RULES AND REGULATION OF THE LOCAL POWER UTILITY COMPANY.
   - 1.6 THE EXISTING CITY/MUNICIPAL ORDINANCES AND,
   - 1.7 THE BUREAU OF LABOR STANDARDS.
2. ALL ELECTRICAL INSTALLATIONS HEREIN SHALL BE DONE UNDER THE DIRECT SUPERVISION OF A DULY REGISTERED ELECTRICAL ENGINEER. HE SHALL BE RESPONSIBLE IN THE INTERPRETATION OF THE PLANS AND SPECIFICATION AND THE REQUIRED STANDARDS OF THE ELECTRICAL CODE.
3. MATERIALS AND EQUIPMENT TO BE USED SHALL HAVE INSPECTED COMMODITY CLEARANCE (ICC) LABEL FOR FOREIGN MADE PRODUCTS AND P.S. MARK FOR LOCAL IN NATURE OF THE BUREAU OF PRODUCT STANDARD (BPS).
4. PROVIDE GROUNDING WIRE TO ALL OUTLETS AND LIGHTING CIRCUITS, ALL NON CURRENT CARRYING METAL PARTS SHALL BE GROUNDED AND BOBDED INCLUDING FENCE AND GATE.
5. ALL PANEL BOARDS, MAIN DISTRIBUTION PANELS, ETC., SHALL HAVE GROUNDING BUS FOR BRANCH CIRCUITS AND SUB FEEDER GROUNDING SYSTEM SHALL BE BONDED TO THE NEAREST METAL WATER PIPE.
6. MOUNTING HEIGHT FOR ALL WIRING DEVICES AND PANEL BOARDS SHALL BE.
   - 6.1 LIGHTING OUTLETS — 1.40M ABOVE FLOOR FINISH.
   - 6.2 CONVENIENCE OUTLETS — 0.30M ABOVE FLOOR FINISH.
   - 6.3 TELEPHONE OUTLETS — 0.30M ABOVE FLOOR FINISH.
   - 6.4 PANEL BOARDS & CABINETS — 1.40M ABOVE FLOOR FINISH.
7. WIRING METHODS SHALL BE AS FOLLOWS:
   - 7.1 SERVICE ENTRANCE RESISTS INTERMEDIATE METALLIC CONDUIT (IMC).
   - 7.2 LIGHTING AND POWER SYSTEM POLYVINYL CHLORIDE (PVC).
   - 7.3 TELEPHONE OUTLETS POLYVINYL CHLORIDE (PVC).
   - 7.4 ALL VIBRATING EQUIPMENTS LIQUID TIGHT FLEXIBLE METAL CONDUIT.
8. NO CHANGES OR MODIFICATION SHALL BE MADE WITHOUT THE DESIGNERS WRITTEN CONSENT.
9. ALL WORKS SHALL BE EXECUTED IN A WORKMANSHIP MANNER AND SHALL PREVENT A NEAT AND ORDERLY ACCEPTANCE. ALL WIRING SHALL BE CONCEALED IN THE LEAST POSSIBLE WAY.

PHILIPPINE PORTS AUTHORITY
PMO DAVAO

| PREPARED BY: | CHECKED AND REVIEWED BY: | RECOMMENDING APPROVAL BY: | CONFORME BY: | APPROVED BY: |
|---|---|---|---|---|
| KENNETH JOHN B. REMOLADOR<br>ARCHITECT II | EDELPETER M. DE LA ROSA<br>SUPERVISING ENGINEER | LARA SIMONE L. ABA<br>ACTING ESD MANAGER | JIJI L. BELOY<br>PORT SERVICES DIVISION MANAGER | ANALEE G. AGUILA<br>PORT MANAGER |

OWNER: ANALEE G. AGUILA, PORT MANAGER

SHEET CONTENTS: LIGHTING LAYOUT, POWER LAYOUT

PROJECT TITLE: MAINTENANCE OF PORT SERVICES DIVISION OFFICE AT 2ND FLOOR PORT OPERATIONS BUILDING – A, SASA PORT, DAVAO CITY

LOCATION: SASA PORT, KM. 10 PORT AREA, DAVAO CITY

| REVISIONS | | |
|---|---|---|
| DATE | REMARKS | |
| ADDENDUM | | |
| NO. | – | |
| PROJECT | – | |
| DATE | – | |
| DRAWN | – | |

SHEET NO. E1 OF 08

CADD BY KJR
DATE DRAWN 1/22/26
DATE UPDATED MM/DD/YY

DRAWING AND SPECIFICATION DULY SIGNED, STAMPED OR SEALED AS INSTRUMENTS OF SERVICES ARE THE PROPERTY OF THE ARCHITECT, WHETHER THE OBJECTS FOR WHICH THEY ARE MADE IS EXECUTED OR NOT. IT SHALL BE UNLAWFUL FOR ANY PERSON WITHOUT THE WRITTEN CONSENT OF THE ARCHITECT OF THE SAID DOCUMENTS TO DUPLICATE OR TO MAKE COPIES OF THE SAID DOCUMENTS FOR USE IN REPETITION OF AND FOR PROJECTS OR BUILDINGS WHETHER PARTLY OR WHOLELY EXECUTED. R.A.545 SECTION 25(4)